

Date: 08.11.2023

To,
Department of Corporate Services,
BSE Limited,
Phiroze Jeejeebhoy Towers,
Dalal Street,
Mumbai - 400-001

Sub: Outcome of Board Meeting
Ref: Company Code: BSE: 532116

Dear Sir/Madam,

Pursuant to provisions of Regulation 30 and 33 of the Securities and Exchange Board of India (Listing Obligations and Disclosure Requirements) Regulations, 2015. We would like to inform you that the Board of Directors of the company, at their meeting held today, i.e., Wednesday, November 08, 2023, which commenced on 2.30 p.m. and concluded on 3.00 p.m., have inter-alia, considered, approved and taken on record the followings:

1. The Board has considered and approved the Un-audited Financial Results for the quarter and half year ended 30th September, 2023 read with Limited Review Report.

You are requested to take above intimation on your record & for further dissemination.
Thanking You,



Yours' faithfully,

FOR, SARAL MINING LIMITED

Prashant

PRASHANT ABHAYKUMAR MAHA
COMPANY SECRETARY
MEM. NO.: A-29298



SARAL MINING LIMITED(Formerly known as XO Infotech Limited)		
6TH FLOOR, B-WING, B D PATEL HOUSE, NARANPURA ROAD, AHMEDABD - 380009, GJ		
STATEMENT OF ASSET & LIABILITIES AS ON 30th SEPTEMBER, 2023		
Particulars	Half Year Ended	Year Ended
	30.09.2023	31.03.2023
	Unaudited (in lakh)	Audited (in lakh)
ASSETS		
(1) Non-Current Assets		
(i) Property, Plant And Equipment	30.32	29.98
(ii) Intangible Assets		
(iii) Capital Work in Progress		
(iv) Intangible assets under development		
Non-Current Financial Assets		
(a) Non-Current Investments	1790.51	1,804.61
(b) Trade Receivables, Non-Current		
(c) Loans, Non-Current	4070.67	4,648.30
(d) Other Non-Current Financial Assets		
Deffered tax assets (net)	0.44	0.44
Total Non Current Assets		
(2) Current Assets		
Inventories	239.92	230.80
Current Financial Assets		
(a) Current investments		
(b) Trade receivables	73.76	72.67
(c) Cash and cash equivalents	5.12	7.13
(d) Bank Balance other than Cash and cash equivalents		
(e) Loans, Current		
(f) Other Current Financial Assets		
Total Current Financial Assets		
Current Tax Assets (net)		
Other Current Assets	6.54	6.83
Total Current Assets		
Total Assets	6,217.28	6,800.77
EQUITY AND LIABILITIES		
(1) Equity		
Equity Share Capital	4,842.84	4,842.84
Other Equity	2,152.34	2,155.12
Total Equity		
(2) Liabilities		
Non-Current Liabilities		
Non-Current Financial Liabilities		
(a) Borrowings , non current	2204.30	2,720.51
(b) Trade Payables , non current		
(c) Other non current financial liabilities		
Total Non-Current Financial Liabilities		
Provision, non current		
Deffered tax liabilities (net)		
Other non current liabilities		
Total Non-Current Liabilities		
Current Liabilities		
Current Financial Liabilities		
(a) Borrowings , current		
(b) Trade Payables , current	1343.27	1,406.29
(i) Total Outstanding dues of Micro Small & Medium Enterprises		
(ii) Total Outstanding dues of creditors other than Micro Small & Medium Enterprises		
(c) Other current financial liabilities		
Total Current Financial Liabilities		
Other Current liabilities	-21.84	15.61
Provision, current	1.05	1.86
Current tax liabilities (net)		
Total Current Liabilities		
Total Liabilities		
Total Equity and Liabilities	6,217.28	6,800.77
By order of the Board of Directors		
For, SARAL MINING LIMITED		
FOR, SARAL MINING LIMITED		
		
Director / Authorised Signatory Whole-Time Director		
		
Date: 08.11.2023		
Place: Ahmedabad		

SARAL MINING LIMITED(Formerly known as XO Infotech Limited)

6TH FLOOR, B-WING, B D PATEL HOUSE, NARANPURA ROAD, AHMEDABD - 380009, GJ


STATEMENT OF STANDALONE UN-AUDITED FINANCIAL RESULTS FOR THE QUARTER ENDED ON 30TH SEPTEMBER, 2023

Sr. No	Particulars	Quarter Ended			Half Year Ended		Rs. in Lakhs
		30.09.2023	30.06.2023	30.09.2022	30.09.23	30.09.2022	Year Ended
		Unaudited	Unaudited	Unaudited	Unaudited	Unaudited	31.03.2023
	Income:						
I	Revenue from operations						25.09
II	Other Income	7.04	11.65	11.44	18.69	15.23	175.97
III	Total Income (I +II)	7.04	11.65	11.44	18.69	15.23	201.06
IV	Expenses:						
	Cost of materials consumed						
	Purchase of Stock-in-Trade	0.00	9.12		9.12		25.00
	Changes in inventories of finished goods, work-in-progress and Stock-in-Trade	0.00	(9.12)		(9.12)		
	Employee Benefit Expense	6.04	7.12	5.06	13.16	12.13	11.60
	Financial Costs	-1.02	1.73	0.31	0.71	0.79	0.40
	Depreciation and Amortization Expense						7.00
	Other Expenses	1.89	0.15	10.17	2.04	12.54	45.32
	Total Expense	6.90	9.00	15.54	15.90	25.46	89.32
V	Profit before exceptional items and tax (III - IV)	0.13	2.65	(4.10)	2.78	(10.23)	111.74
VI	Exceptional Items	-	-	-	-	-	-
VII	Profit before tax (V- VI)	0.13	2.65	(4.10)	2.78	(10.23)	111.74
VIII	Tax expense:						
	(1) Current tax						
	(2) Deferred tax						
IX	Profit(Loss) from the perid from continuing operations (VII - VIII)	0.13	2.65	(4.10)	2.78	(10.23)	111.74
X	Profit(Loss) from the period from dicontinuing operations before tax	-	-	-	-	-	-
XI	Tax expense of discontinuing operations	-	-	-	-	-	-
XII	Profit(Loss) from Discontinuing operations	-	-	-	-	-	-
XIII	Profit/(Loss) for the period (IX + XII)	0.13	2.65	(4.10)	2.78	(10.23)	111.74
XIV	Other comprehensive income net of tax	-	-	-	-	-	-
XV	Total Comprehensive Income for the year	0.13	2.65	(4.10)	2.78	(10.23)	111.74
XVI	Details of Equity Share Capital						
	Paid-up Equity share capital (at par Value of Rs. 10 each)	4842.84	4842.84	4842.84	4842.84	4842.84	4842.84
XVII	Earning per share:						
	Earning per equity share for continuing operations						
	(1) Basic earnings (loss) per share from continuing operations	0.00	0.01	(0.01)	0.01	(0.02)	0.23
	(2) Diluted earflings (foss) per share from continuing operations	0.00	0.01	(0.01)	0.01	(0.02)	0.23
	Earning per equity share for discontinued operations						
	(1) Basic earnings (loss) per share from discontinued operations	-	-	-	-	-	-
	(2) Diluted earnings (loss) per share from discontinued operations	-	-	-	-	-	-
	Earning per equity share						
	(1) Basic earnings(loss) per share from continuing and discontinued operations	0.00	0.01	(0.01)	0.01	(0.02)	0.23
	(2) Diluted earnings(loss) per share from continuing and discontinued operations	0.00	0.01	(0.01)	0.01	(0.02)	0.23

Notes:

- The above Financial Results were reviewed by the Audit Committee and Approved by the Board of Directors at their respective Meeting held on 08-11-2023
- The Company's business activity fall within a singal primary business segment.
- Previous year's figures are re-grouped, re-classified wherever necessary.

Date: 08-11-2023
Place: Ahmedabad



By order of the Board of Directors
FOR, SARAL MINING LIMITED

Manoj C. Brahmhatt
(Whole-Time Director)
DIRECTOR / AUTHORISED SIGNATORY

SARAL MINING LIMITED (Formerly known as XO Infotech Limited)

6TH FLOOR, B-WING, B D PATEL HOUSE, NARANPURA ROAD, AHMEDABD - 380009, GJ

CASH FLOW STATEMENT OF HALF YEAR ENDED ON 30TH SEPTEMBER, 2023

(Rs. In Lakhs)

PARTICULARS	Half Year ended 30.09.2023	Half Year ended 30.09.2022
A. Cash Flow from Operating Activity		
Profit before Taxation and Extra Ordinary Items	2.78	-10.23
Add : Non Cash & Non Operating Expenses		
Depreciation		
Interest Expenses	0.71	0.79
Other Income	18.69	-15.23
Interest Income		
Operating Profit before Working Capital Changes	19.40	-24.67
Adjustment for;		
(Increase) / Decrease in Inventory	9.12	0.00
(Increase) / Decrease in Trade Receivable	-1.09	133.41
Increase/(Decrease) in Trade Payables	-63.02	-154.31
(Increase)/ Decrease in Loans & Advances	577.64	1273.38
(Increase) / Decrease in other Current Assets	-0.29	-54.35
(Increase) / Decrease in other Current Financial Assets		
Increase / (Decrease) in Current Liabilities	6.41	78.31
Increase / (Decrease) in Short Term Provisions	-0.81	-10.18
(Increase) / Decrease in Current Investment		
Cash Generated from Operation	547.36	1241.59
Taxes Paid	0.00	
Net Cash Flow from Operating Activities	547.36	1241.59
B. Cash Flow from Investing Activity		
(Increase) / Decrease in Fixed Assets (net)	0.34	-8.31
(Increase) / Decrease in Investments & Accrued Interest	-14.10	-7.00
(Increase) / Decrease in other Non current Investments		
Other Income	-18.69	15.23
Net Cash Flow from Investing Activities	-32.45	-0.08
C. Cash Flow from Financing Activity		
Proceeds from Issue of Shares		
Proceeds from Securities Premium		
Increase / (Decrease) in Short term Borrowings		
Increase / (Decrease) in Long term Borrowings	-516.21	-1239.31
Finance Cost	-0.71	-0.79
Interest Income		
Adjustment of earlier in Retained Earning		
Net Cash Flow from Financing Activities	-516.93	-1240.10
Net Increase / (Decrease) in Cash & Cash Equivalents	-2.01	1.41
Opening Balance of Cash & Cash Equivalents	7.13	7.87
Closing Balance of Cash & Cash Equivalents	5.12	9.28
Net Increase / (Decrease) in Cash & Cash Equivalents	-2.01	1.41

By order of the Board of Directors
For, SARAL MINING LIMITEDManoj C. Brahmhatt
Whole-Time DirectorDate: 08-11-2023
Place: Ahmedabad

BHAGAT & CO.

Chartered Accountants

24 Laxmi Chambers, Navjeevan Press Road, Nr. Old High Court, Income Tax, Ahmedabad – 380014

Email id: bhagatco2015@gmail.com, Tel. 079/48988866, Mob: 9998040610

To,
The Board of Directors,
SARAL MINING LIMITED (Formerly Known as XO Infotech Limited)

Sub: Limited Review Report

Ref. Un-Audited Financial Result for the Quarter ending on 30th September, 2023.

Dear Sir,

We have reviewed the accompanying statement of unaudited financial results of **Saral Mining Limited** ("the Company"), for the Quarter ended on 30th September, 2023. This statement is the responsibility of the Company's Management and has been approved by the Board of Directors/Committee of Board of Directors. Our responsibility is to issue a report on these financial statements based on our review.

We conducted our review in accordance with the Standard on Review Engagement (SRE) 2410, engagements to Review Interim Financial Statements issued by the Institute of Chartered Accountants of India. This standard requires that we plan and perform the review to obtain moderate assurance as to whether the financial statements are free of material misstatement. A review is limited primarily to inquiries of company personnel and analytical procedures applied to financial data and thus provides less assurance than an audit. We have not performed an audit and accordingly, we do not express an audit opinion.

Based on our review conducted as above, nothing has come to our attention that causes us to believe that the accompanying statement of unaudited financial results prepared in accordance with applicable accounting standards and other recognised accounting practices and policies has not disclosed the information required to be disclosed in terms of Regulation 33 of the SEBI (Listing Obligations and Disclosure Requirements) Regulations, 2015 including the manner in which it is to be disclosed, or that it contains any material misstatement.

Our report is not modified in respect of this matter.

Place: AHMEDABAD
Date: 08/11/2023
UDIN:23052725BGWWHZ3825



For BHAGAT & Co
Chartered Accountants
FRN: 127250W

(Shankar Bhagat)
Partner
Membership No.: 52725